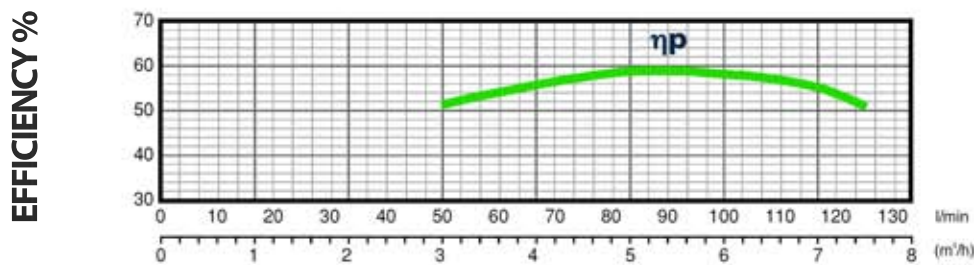
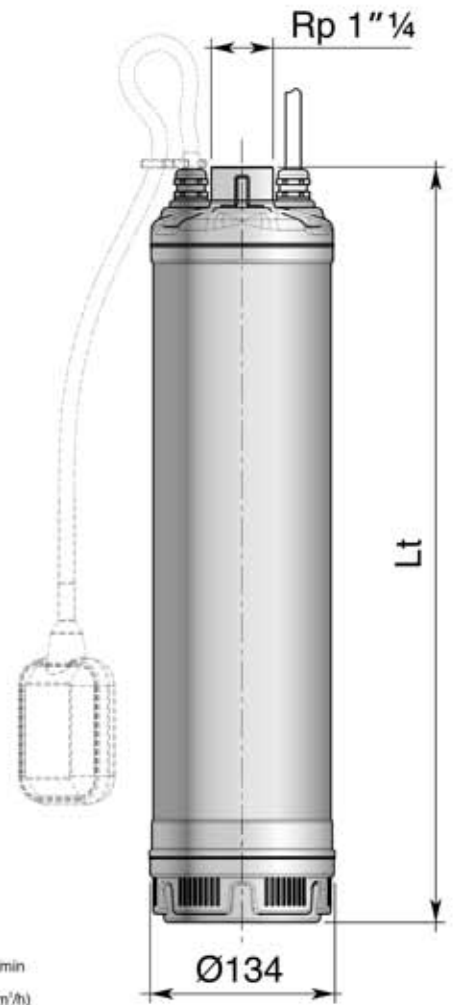
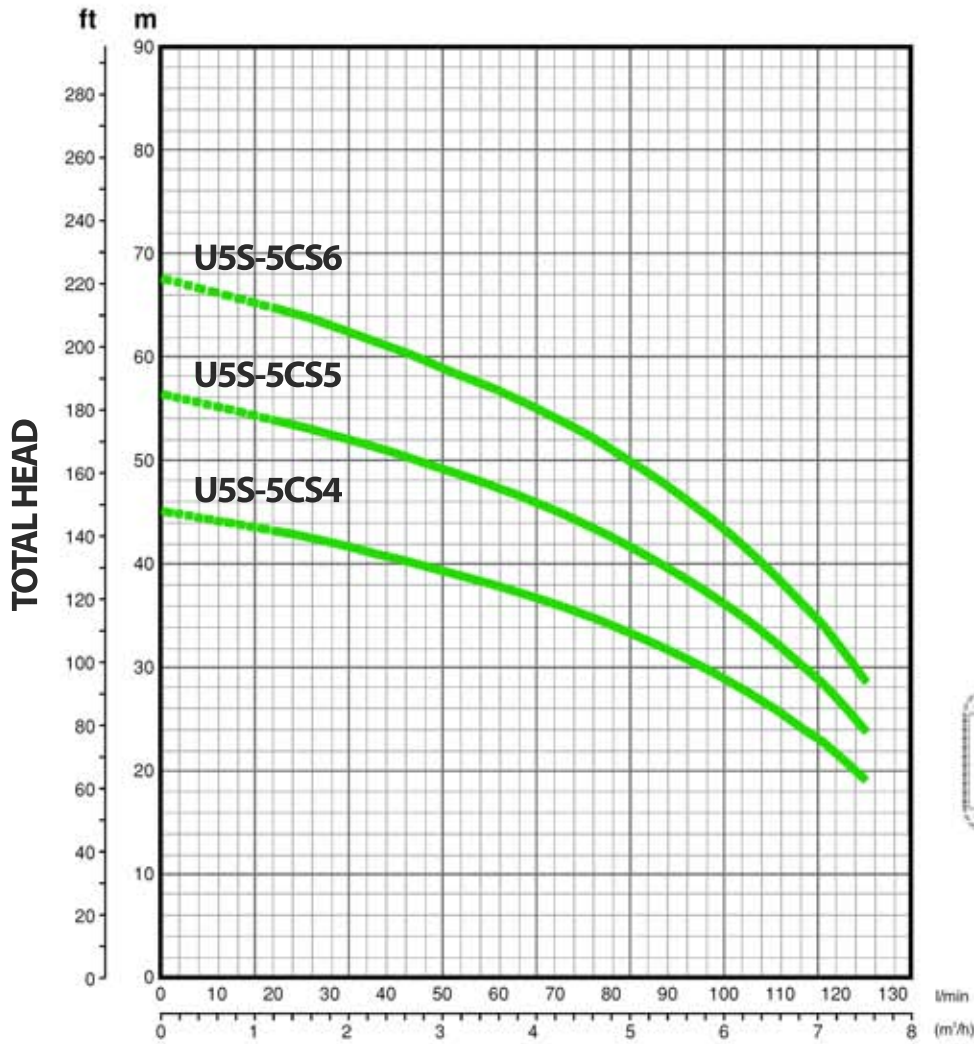




U5S-5CS SERIES: PERFORMANCE CURVES:



SPECIFICATIONS:

MODEL	STAGES	VOLTAGE	START METHOD	MOTOR POWER		INPUT POWER	INTERNAL CAPACITOR		AMPS	LENGTH (Lt)	WEIGHT (Kg)
				KW	HP		KW	UF			
U5S-5CS4-A1	4	240	FLOATSWITCH	0.75	1.0	1.15	20	450	5.4	470	14.3
U5S-5CS4-M1	4	240	MANUAL	0.75	1.0	1.15	20	450	5.4	470	14.3
U5S-5CS4-M3	4	415	MANUAL	0.75	1.0	1.15	-	-	2.2	470	14.8
U5S-5CS5-A1	5	240	FLOATSWITCH	0.9	1.2	1.4	30	450	6.5	544	16.4
U5S-5CS5-M1	5	240	MANUAL	0.9	1.2	1.4	30	450	5.4	544	16.4
U5S-5CS5-M3	5	415	MANUAL	0.9	1.2	1.4	-	-	2.5	544	15.3
U5S-5CS6-A1	6	240	FLOATSWITCH	1.1	1.5	1.65	30	450	7.6	568	17.0
U5S-5CS6-M1	6	240	MANUAL	1.1	1.5	1.65	30	450	7.6	568	17.5
U5S-5CS6-M3	6	415	MANUAL	1.1	1.5	1.65	-	-	2.8	568	16.2

ALL INFORMATION WITHIN THIS BROCHURE IS BELIEVED TO BE CORRECT AT THE TIME OF PRINTING, AND MAY BE SUBJECT TO CHANGE WITHOUT NOTICE.