

Industry Carton



Color Box



FRESH WATER PUMP 51SERIES

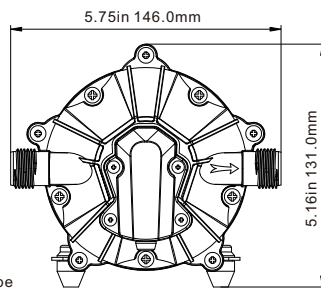
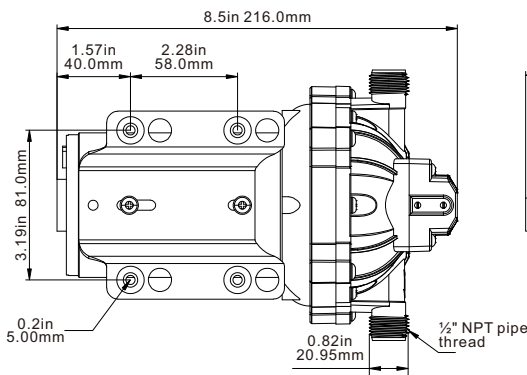
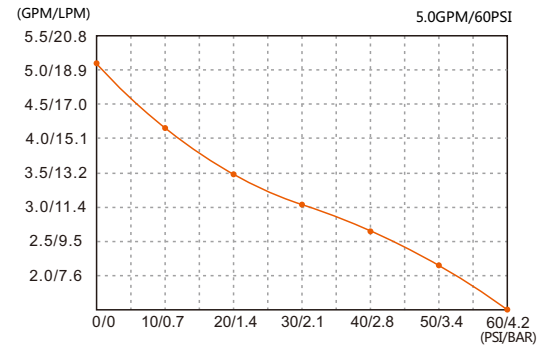
FEATURES & BENEFITS

- Precise pressure control and stable performance
- Low starting pressure, reduces cycling
- Good heat dissipation
- Longer pump life
- Can supply up to 4 fixtures
- Run dry capable for normal workloads
- Very quiet operation
- On-demand only or combine with by-pass choice
- Fresh water or salt water available

PUMP

- Max Recommended Temperature**
140 °F (60 °C) Max.
- Priming Capabilities**
6 feet (1.8 m) suction lift
- Inlet/Outlet Ports**
1/2" MNPT
- Weight**
5.9 lbs (2.68 kg)

PERFORMANCE



Standard Accessories



51F01



51F01



51S01

STANDARD PUMP CONFIGURATIONS

Model	Voltage	Control Type	GPM/LPM	PSI/BAR	Max Draw(A)	Valves	Diaphragm	Ports	Wire Connections
SFDP1-050-070-51X	12 V	Switch	5.0/18.9	70 PSI	15.0	EPDM	Santoprene	1/2"-14 MNPT	2-Pin/Leads
SFDP2-050-070-51X	24 V	Switch	5.0/18.9	70 PSI	8.0	EPDM	Santoprene	1/2"-14 MNPT	2-Pin/Leads