



### Construction

Close-coupled gear pumps (rotary pumps).  
Pump casing with suction and delivery connections with the same diameter and on the same axis (in-line execution).

### Applications

For fuel oil and liquids with lubricating properties.

### Operating conditions

Kinematic viscosity from 30 mm<sup>2</sup>/s (4°E) to 120 mm<sup>2</sup>/s (15°E).  
Liquid temperature up to 90 °C.  
Ambient temperature up to 40 °C.  
Total suction lift up to 4 m.  
Continuous duty.

### Motor

4-pole induction motor, 50 Hz (n ≈ 1450 rpm).

**I, IR, IRR:** three-phase 230/400 V ± 10%.

**IM:** single-phase 230 V ± 10%.

Insulation class F.

Protection IP 54.

**Classification scheme IE2 for three-phase motors from 0,75 kW.**

Constructed in accordance with: EN 60034-1; EN 60034-30.  
EN 60335-1, EN 60335-2-41.

### Materials

Components	Materials
Pump casing	Cast iron GJL 200 EN 1561
Gears	Steel 18 Ni Cr Mo 5 UNI 8550
Shafts	Steel 18 Ni Cr Mo 5 UNI 8550
Radial shaft seal ring	FPM

### Special features on request

- Other voltages.
- Frequency 60 Hz (as per 60 Hz data sheet).
- Protection IP 55.
- Higher ambient temperatures.

### Performance n ≈ 1450 rpm

	3 ~		230 V		P <sub>1</sub>	P <sub>2</sub>		n	Q	0,6	
	25/4/A	400 V	A	A		kW	HP			l/min	10
<b>I</b>	<b>25/4/A</b>	1,4	0,8	<b>IM25/4/A</b>	2,1	0,4	0,25	0,34	1450	<b>Δp</b> bar	2
<b>IR</b>	<b>25/4/A</b>	2,1	1,2				0,37	0,5	1450		2,5
<b>IRR</b>	<b>25/4/A</b>	3,3	1,9				0,75	1	1450		5

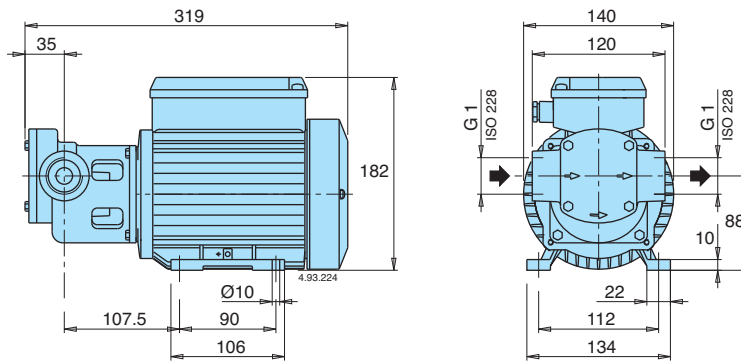
P<sub>1</sub> Max. power input.

P<sub>2</sub> Rated motor power output.

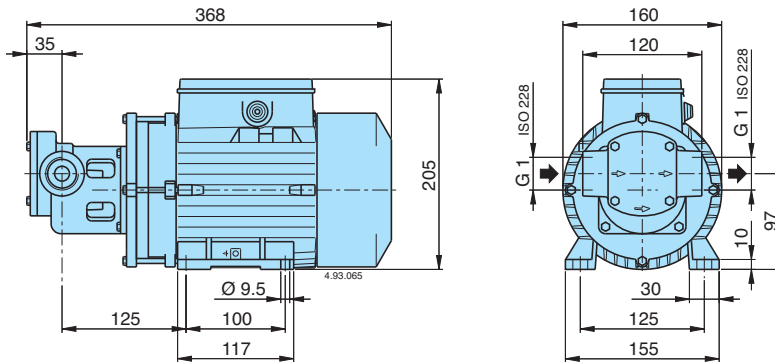
Δp Differential pressure.

### Dimensions and weights

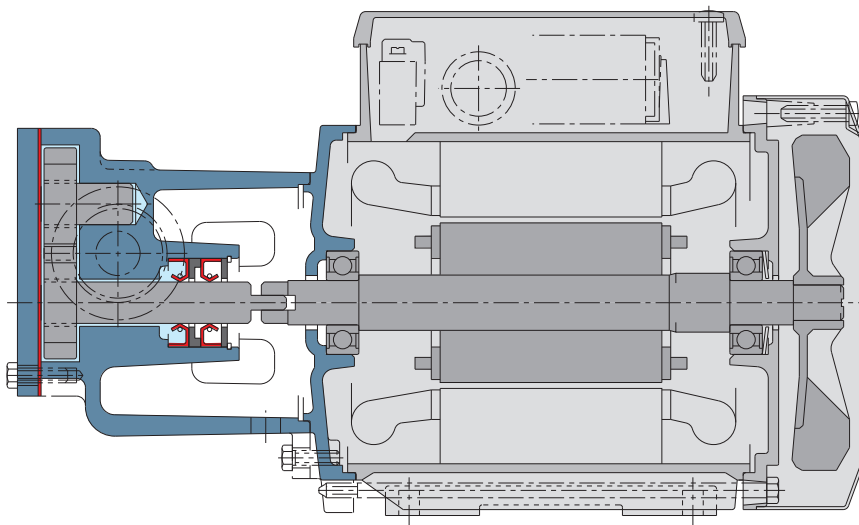
- I 25/4/A: 10 kg
- IM 25/4/A: 11,7 kg
- IR 25/4/A: 11,6 kg



- IRR 25/4/A: 17,6 kg



### Features



#### Innovative structure

The flanged pump casing and two piece shaft allows the hydraulics to be disassembled easier, facilitating quick maintenance operations.