

# KTZ -Flagship Line-

The KTZ-series is a submersible three-phase cast iron high head heavy-duty drainage pump. The cast iron body with high-chromium cast iron impeller enables it to withstand demanding conditions found in construction, aggregate and mining applications. The top discharge, side flow design assures efficient motor cooling even when it operates with its motor exposed to air. The slim design allows the pump to be placed in a confined space. The discharge direction is selectable between vertical and inclined, which prevents folding or bending of the discharge hose. The pump with 7.5 to 15kW motor incorporates seal pressure relief ports that prevent the pumping pressure from applying to the shaft seal.



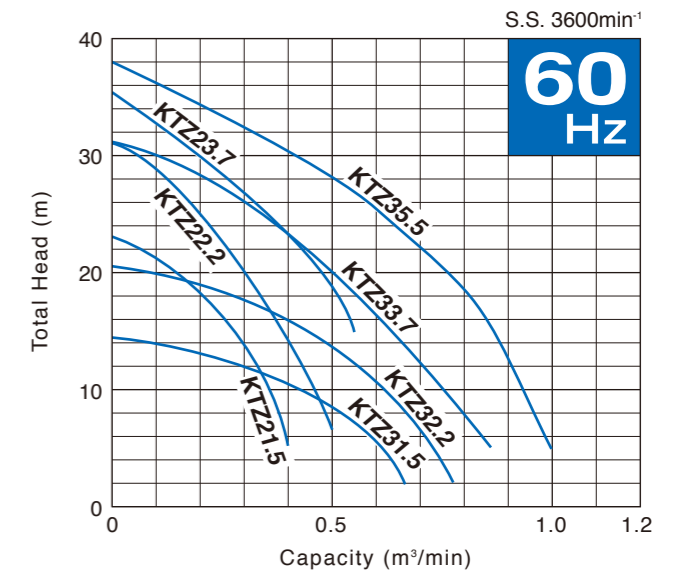
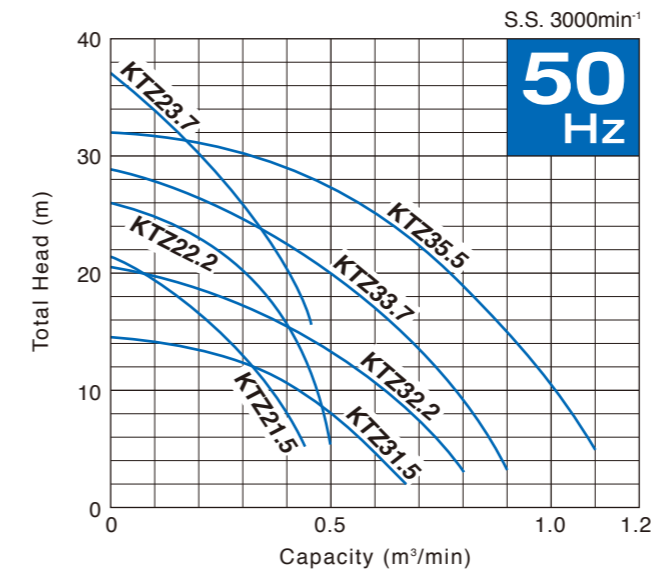
Discharge Bore mm	Model	Motor Output kW	Phase	Starting Method	Solids Passage mm	Dry Weight*2 kg	Cable Length m
50	KTZ21.5	1.5	Three	D.O.L.	8.5	34	8
50	KTZ22.2	2.2		D.O.L.	8.5	35	8
50	KTZ23.7	3.7		D.O.L.*1	8.5	60	8
80	KTZ31.5	1.5		D.O.L.	8.5	33	8
80	KTZ32.2	2.2		D.O.L.	8.5	34	8
80	KTZ33.7	3.7		D.O.L.*1	8.5	60	8
80	KTZ35.5	5.5		D.O.L.*1	8.5	74	8
100	KTZ43.7	3.7		D.O.L.*1	8.5	60	8
100	KTZ45.5	5.5		D.O.L.*1	8.5	74	8
100	KTZ47.5	7.5		D.O.L.*1	12	101	8
100	KTZ411	11		D.O.L.*1	12	133	8
100	KTZ415	15		D.O.L.*1	12	146	8
150	KTZ67.5	7.5		D.O.L.*1	20	100	8
150	KTZ611	11		D.O.L.*1	20	133	8
150	KTZ615	15		D.O.L.*1	20	147	8

\*1 Star-Delta available upon request

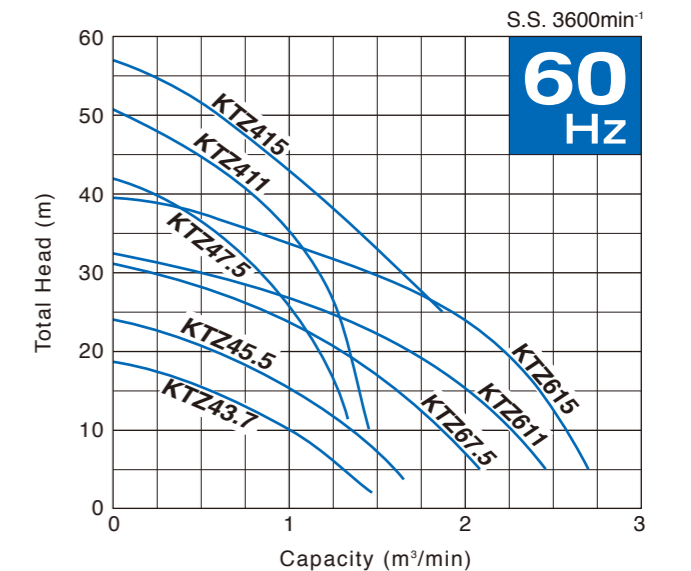
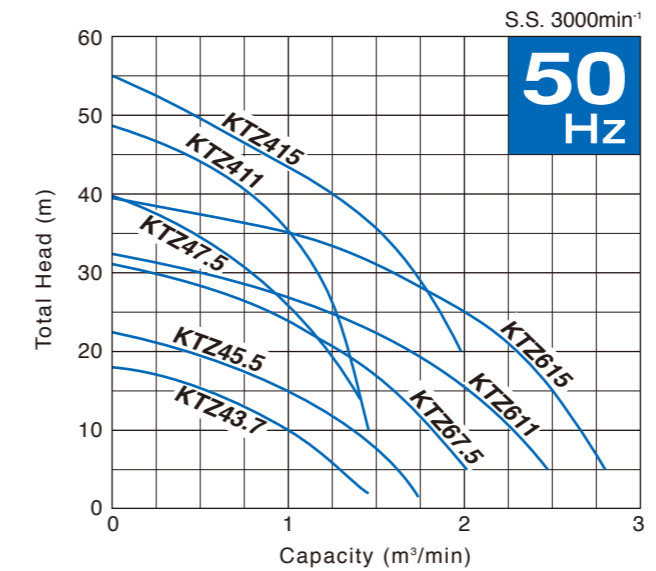
\*2 Weights excluding cable

## Performance Curves

< 50-80mm >



< 100-150mm >



## Dimensions

Unit: mm

Model	d	A	A1	B	D	H	W1
KTZ21.5	50	270	235	543	216	548	120
KTZ22.2	50	270	235	563	216	568	120
KTZ23.7	50	342	283	675	252	637	150
KTZ31.5	80	276	235	543	216	548	120
KTZ32.2	80	276	235	563	216	568	120
KTZ33.7	80	347	283	675	252	637	150
KTZ35.5	80	358	306	719	258	688	150
KTZ43.7	100	367	283	690	252	637	150
KTZ45.5	100	377	306	734	258	688	150
KTZ47.5	100	399	330	812	314	697	190
KTZ411	100	428	374	864	350	740	190
KTZ415	100	428	374	934	350	810	190
KTZ67.5	150	445	361	875	314	697	190
KTZ611	150	457	374	884	350	740	190
KTZ615	150	457	374	954	350	810	190

