



EN 733 Centrifugal Motor Pumps

Model **3D**

Japanese Technology since 1912

manufactured in Italy by
Ebara Pumps Europe SpA

high efficiency
IE3 motors (3 ph)

dimensions
to EN733
(ex DIN 24255)



economical extended
motor shaft construction

cast iron pump
with stainless steel
impeller & back cover



www.ebara.com.au

Specifications

- End suction centrifugal pump with closed impeller
- Maximum working pressure: 10 bar
- Liquid temperature: -5 °C to +90 °C (standard construction)

Materials

- Pump casing: Cast Iron
- Impeller: 304 Stainless Steel
- Casing cover: 304 Stainless Steel
- Shaft: 304 Stainless Steel (wetted part)
- Motor bracket: Cast Iron
- Mechanical seal: Carbon/Ceramic/NBR

Motor Data

- Extended shaft motors, aluminium frame
- 2 pole (2900rpm)
- TEFC, 50 Hz
- Insulation class F
- IP55 Protection

Three phase motors

- IE3 high efficiency motors
- 1.1 to 11 kW
- Dual voltage 230/400V ±10% (up to 4.0 kW)
400/690V ±10% (5.5 kW & above)

Single phase motors

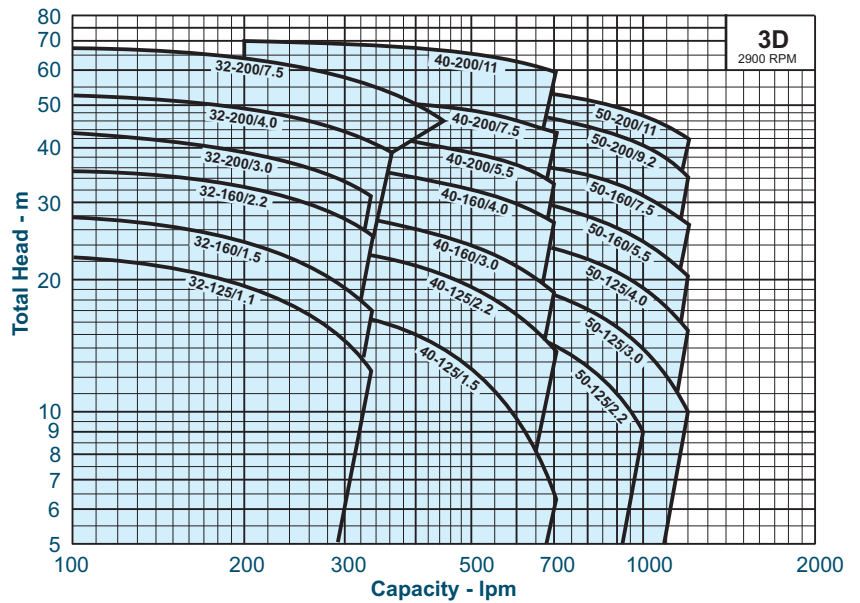
- 1.1 to 2.2 kW only
- 230 V (±10%)

Options

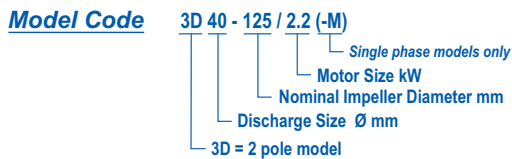
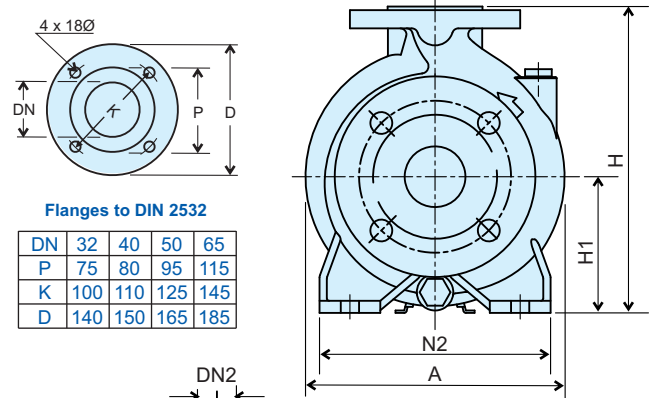
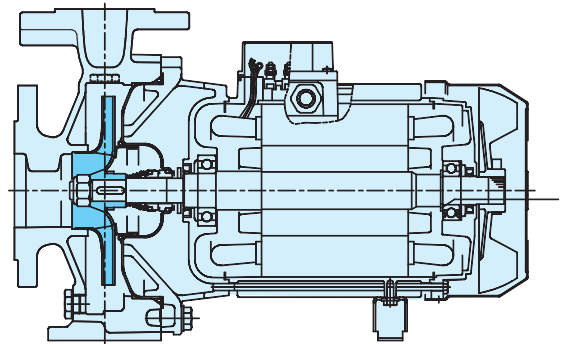
- High temperature seal (110 °C)
(Carbon/Ceramic/Viton seal, Viton O' Rings)
- Hard faced seal (110 °C)
(SiC/SiC/Viton seal, Viton O' Rings)

Accessories

- Zinc plated carbon steel companion flange kits available



Typical Construction



Basic Dimensions (3 phase models)

| DN2 x DN1 | Models | A | B | R | H | H1 | N2 | Weight |
|---------------|----------------|-----|-----|-----|-----|-----|-----|--------|
| 32 mm x 50 mm | 3D 32-125/1.1 | 212 | 431 | 80 | 252 | 112 | 190 | 30 kg |
| | 3D 32-160/1.5 | 254 | 431 | 80 | 292 | 132 | 240 | 34 kg |
| | 3D 32-160/2.2 | 254 | 431 | 80 | 292 | 132 | 240 | 36 kg |
| | 3D 32-200/3.0 | 296 | 471 | 80 | 340 | 160 | 240 | 48 kg |
| | 3D 32-200/4.0 | 296 | 494 | 80 | 340 | 160 | 240 | 50 kg |
| | 3D 32-200/7.5 | 296 | 539 | 80 | 340 | 160 | 240 | 65 kg |
| 40 mm x 65 mm | 3D 40-125/1.5 | 220 | 431 | 80 | 252 | 112 | 210 | 30 kg |
| | 3D 40-125/2.2 | 220 | 431 | 80 | 252 | 112 | 210 | 32 kg |
| | 3D 40-160/3.0 | 254 | 471 | 80 | 292 | 132 | 240 | 39 kg |
| | 3D 40-160/4.0 | 254 | 494 | 80 | 292 | 132 | 240 | 48 kg |
| | 3D 40-200/5.5 | 296 | 539 | 100 | 340 | 160 | 265 | 60 kg |
| | 3D 40-200/7.5 | 296 | 559 | 100 | 340 | 160 | 265 | 66 kg |
| | 3D 40-200/11.0 | 296 | 595 | 100 | 340 | 160 | 265 | 83 kg |
| 50 mm x 65 mm | 3D 50-125/2.2 | 254 | 451 | 100 | 292 | 132 | 240 | 37 kg |
| | 3D 50-125/3.0 | 254 | 491 | 100 | 292 | 132 | 240 | 40 kg |
| | 3D 50-125/4.0 | 254 | 514 | 100 | 292 | 132 | 240 | 48 kg |
| | 3D 50-160/5.5 | 296 | 539 | 100 | 340 | 160 | 265 | 60 kg |
| | 3D 50-160/7.5 | 296 | 559 | 100 | 340 | 160 | 265 | 67 kg |
| | 3D 50-200/9.2 | 296 | 595 | 100 | 360 | 160 | 265 | 77 kg |
| | 3D 50-200/11.0 | 296 | 595 | 100 | 360 | 160 | 265 | 83 kg |

Dimensions in mm.

Specifications subject to change without notice

Dealer



EBARA PUMPS AUSTRALIA PTY. LTD.

7 Holloway Drive
Bayswater, Vic. 3153
Ph: 03 9761 3033

ACN 090 963 572
ABN 81 090 963 572

Fax: 03 9761 3044

sales@ebaracom.au

www.ebaracom.au