

Drip Eze™, Quick Drip™ and Enviro-Drip™ In-Line Drip Tube

Application

Drip Eze™, Quick Drip™ and Enviro-Drip™ extruded in-line drip tube is a precise, low flow irrigation product suited to a wide range of landscape applications, such as high density planting areas and intricately shaped beds.

Drip Eze and Enviro-Drip apply water to the plants at a slow consistent rate, reducing the risk of run-off and water wastage. Particularly suited to areas like median strip garden beds where overspray cannot be tolerated.

Enviro-Drip is for use with non-potable treated water.

Quick Drip's higher flow allows users to apply water within shorter watering windows - ideally suited to sandy environments.

Features

- Tube manufactured from low density polyethylene
- Continuous wetted strip (in closer spacings)
- Pressure compensating emitter available in 13mm 2 Lph only
- Discreet brown tubing blends into the landscape (Drip Eze) or purple tube to signify non-potable (Enviro-Drip)
- Easy to install, fits difficult corners, rockeries, etc.
- Two directly opposed outlet holes to prevent exit holes clogging
- Uses Australian Standard poly fittings
- Designed to be installed above ground
- Raised inlet to emitter reduces the risk of emitter blockage

Drip Eze™

Take-Off Adaptor (DT0813)

- 8mm x 13mm take-off adaptor
- Can be used with 19 mm, 25 mm or 32 mm poly sub-mains
- Ergonomic grip plate for easy insertion
- Product code is etched into the mould
- True 5mm hole punch to insert



Drip Eze™

4mm Non-compensating

- Tube inside diameter: 4 mm
- Tube outside diameter: 6 mm
- Emitter discharge: 2 Lph @ 100 kPa
- Emitter spacing: 15, 30 cm
- Recommended operating pressure: 100 kPa
- Tube pressure rating; 300 kPa
- Roll lengths (15 cm spacing): 914 m
- Roll lengths (30 cm spacing): 25, 50, 100, 200 m
- Colour: Brown

Drip Eze™

13mm Non-compensating

- Tube inside diameter: 12.9 mm
- Tube outside diameter: 15.4 mm
- Emitter discharge: 2 Lph @ 100 kPa
- Emitter spacing: 30, 40, 50, 60, 100 cm
- Recommended operating pressure: 100 kPa
- Tube pressure rating; 300 kPa
- Roll lengths (40,50,60, 100 cm spacing): 200 m
- Roll lengths (30 cm spacing): 20, 50, 100, 200 m
- Colour: Brown



Quick Drip™

13mm Non-compensating

- Tube inside diameter: 12.9 mm
- Tube outside diameter: 15.4 mm
- Emitter discharge: 8 Lph @ 200 kPa
- Emitter spacing: 30 cm
- Recommended operating pressure: 100 kPa
- Tube pressure rating; 200 kPa
- Roll lengths : 50 and 100 m
- Colour: Brown

Enviro Drip™

13mm Non-compensating - Lilac

- Tube inside diameter: 12.9 mm
- Tube outside diameter: 15.4 mm
- Emitter discharge: 8 Lph @ 200 kPa
- Emitter spacing: 30 cm
- Recommended operating pressure: 100 kPa
- Tube pressure rating; 300 kPa
- Roll lengths : 50 and 100 m
- Colour: Lilac

Drip Eze™

13mm Pressure Compensating

- Tube inside diameter: 12.9 mm
- Tube outside diameter: 15.4 mm
- Emitter discharge: 1.6 and 2 Lph
- Emitter spacing (1.6 Lph): 40 cm
- Emitter spacing (2 Lph): 30, 40, 50, 60, 100 cm
- Recommended operating pressure: 100-300 kPa
- Tube pressure rating; 300 kPa
- Roll lengths (1.6 Lph, 40 cm spacing): 50, 100, 200 m
- Colour: Brown

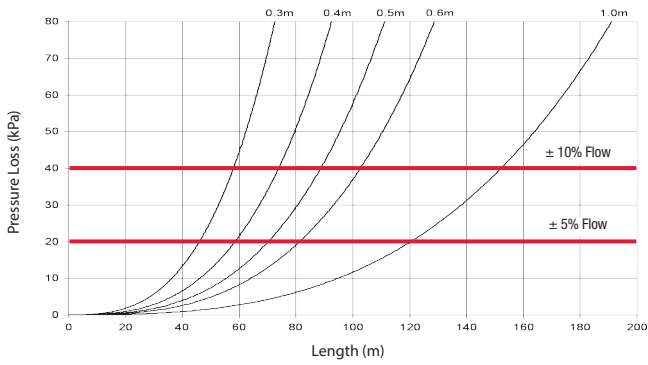
Enviro-Drip™

13mm Pressure Compensating - Lilac

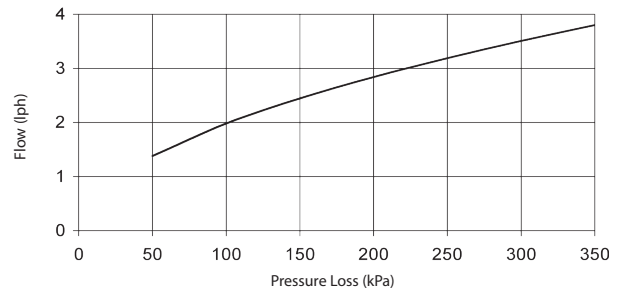
- For use with non-potable, treated water
- Tube inside diameter: 12.9 mm
- Tube outside diameter: 15.4 mm
- Emitter discharge: 1.6 and 2 Lph
- Emitter spacing (1.6 Lph): 30 cm
- Emitter spacing (2 Lph): 30, 50 cm
- Recommended operating pressure: 100-300 kPa
- Tube pressure rating; 300 kPa
- Roll lengths (1.6 Lph): 200 m
- Roll lengths (2 Lph): 50, 100, 200 m
- Colour: Lilac
- Marked clearly "Caution Not for Drinking"

Drip Eze™ Quick Drip™ and Enviro-Drip™ In-Line Drip Tube

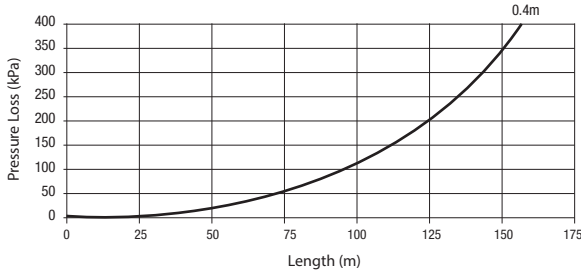
13 mm Drip Eze Non-compensating 2.0 Lph
Run Length (m) vs Pressure Loss (kPa)



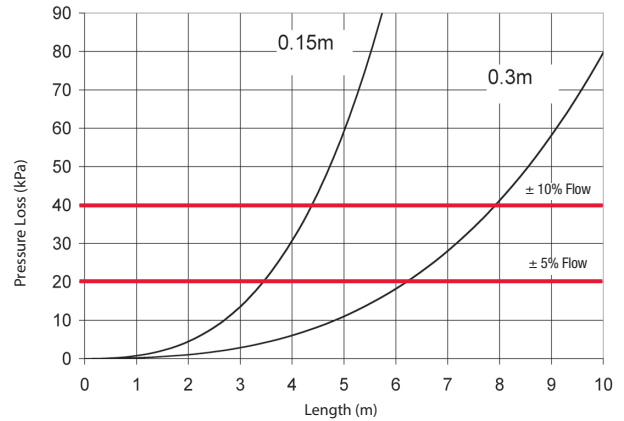
13 mm Drip Eze Non-compensating
2.0 Lph Flow (Lph) vs Pressure (kPa)



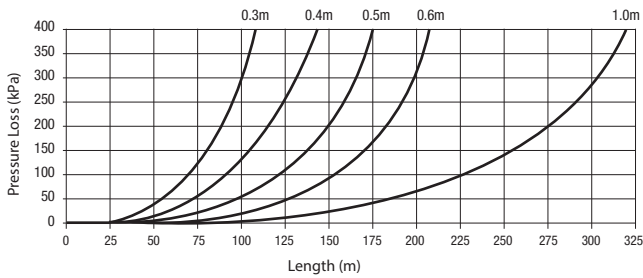
13 mm Drip Eze PC 1.6 Lph
Run Length (m) vs Pressure Loss (kPa)



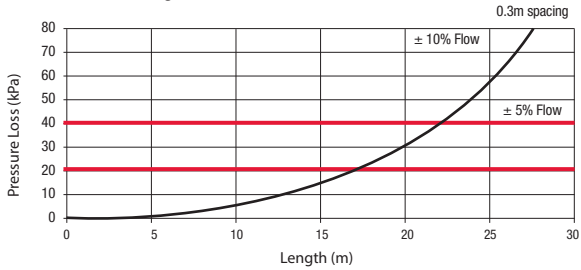
4 mm Drip Eze 2.0 Lph
Run Length (m) vs Pressure Loss (kPa)



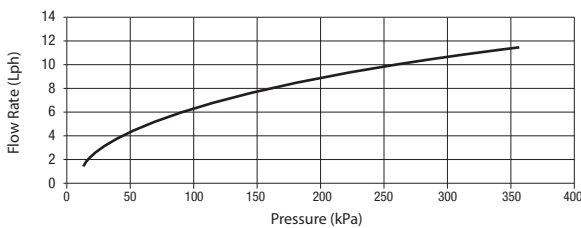
13 mm Drip Eze PC 2.0 Lph
Run Length (m) vs Pressure Loss (kPa)



13 mm Drip Eze Quick Drip 8.0 Lph
Run Length (m) vs Pressure Loss (kPa)



13 mm Drip Eze Quick Drip 8.0 Lph
Flow (Lph) vs Pressure (kPa)



Maximum Run Lengths

| Product | Flow Rate (Lph) | Dripper Spacing (m) | Run Length (m) 100 kPa Input | Run Length (m) 200 kPa Input | Run Length (m) 220 kPa Input | Run Length (m) 240 kPa Input | Run Length (m) 300 kPa Input |
|--------------------------------------|-----------------|---------------------|------------------------------|------------------------------|------------------------------|------------------------------|------------------------------|
| 4 mm Non-compensating Drip Eze ** | 2 | 0.15 | 4.5 | | | | |
| | 2 | 0.30 | 8 | | | | |
| 13 mm Non-compensating Drip Eze ** | 2 | 0.30 | 60 | | | | |
| | 2 | 0.40 | 75 | | | | |
| | 2 | 0.50 | 85 | | | | |
| | 2 | 0.60 | 100 | | | | |
| | 2 | 1.00 | 150 | | | | |
| 13 mm Pressure-compensating Drip Eze | 1.6 | 0.40 | | 100 | | | 125 |
| | 2 | 0.30 | | 70 | | | 85 |
| | 2 | 0.40 | | 90 | | | 105 |
| | 2 | 0.50 | | 110 | | | 135 |
| | 2 | 0.60 | | 125 | | | 160 |
| | 2 | 1.00 | | 200 | | | 255 |
| 13 mm Enviro-Drip | 2 | 0.30 | | 70 | | | 85 |

Note: All pressure compensating tube run lengths are based on a minimum operating pressure of 100 kPa, single laterals and flat ground.
** All non-compensating tube run lengths are based on a variation in discharge of +/- 10% of the nominal dripper flow rate, single laterals and flat ground.

Ordering Information

Please refer to the Toro Australia Irrigation Division Price List