

nXt

By **iCON**

Intelligent Pump Controls



nXt
By **iCON**

nXt
By **iCON Pro**

nXt
By **iCON Pro+**

An evolution in intelligent pump controllers

Designed and tested in Australasian conditions for pumps supplying clean, non-volatile liquids to ensure operation in the toughest of environments.

Combining innovative technology with robust proven architecture to guarantee constant supply of pressurised water when and where you need it the most.

2021

WHITE
INTERNATIONAL

Innovative flow sensor/
non return poppet.
Easy to clean or replace.

Push and Connect
tool-less swivel fittings

1" port standard for
all models.
For flows up to 150 lpm

1 1/4" unions available
nXt Pro & Pro Plus models
For flows up to 350 lpm



Digital display of running
conditions.
Easy programming with
full button-press menu.

Removeable tank
on nXt Pro and
nXt Pro Plus models

ACCESSORIES

1 1/4" Push-n-Connect Kit

BIA-NXTUNION32 808431

15 amp leads

DAB-15APLUGLEAD 808018

IEC to 3 pin adaptor

BIA-AXADAPTOR 808675

0.3L Accumulator

BIA-NXTTANK 808432

No limits. Mount in
any direction.



Please always refer to our website for
further technical information & new
product innovations



Disclaimer: Every effort has been made to publish the correct details in this brochure.
No responsibility will be taken for errors, omissions or changes in product specifications.
Product images are representations only.

© 2021 Copyright White International Pty Ltd

TM (R) - **WARNING:** Please be aware that various brands & products depicted within this document are subject to trademark, patent or design registrations. Infringement of any intellectual property contained within this document without express written authority by the appropriate intellectual property holder may result in further legal action to be taken. For any queries regarding use of the contained information please feel free to contact White International Pty Ltd.

nxt

By **ICON**

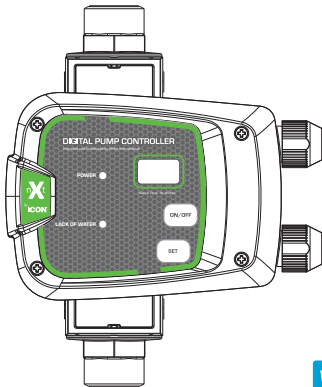
SINGLE MODE

Single Pump Pressure Controller

BIA-NXT 808034

Controls a single pump up to 1.5kW fitted with 'Plug and Play' leads

Preset 2.2 bar cut in



COMMON FEATURES: ALL MODELS

- Through-flow controller
 - Electrical components isolated from water flow. Simplified plumbing with "tool-less". Push and Connect fittings.
- Controller can be mounted in any direction
- Visual display of actual pressure, pump running or error codes.
- Dry run protection and auto restart cycle
- Anti-cycle protection against excessive pump starts



DUAL MODE

Single Pump Controller

BIA-NXTPRO 808035

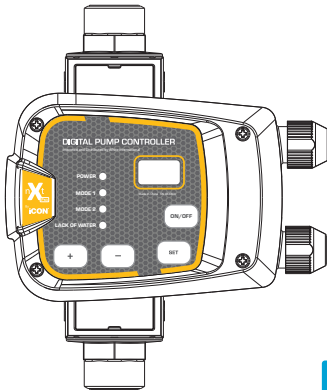
Controls a single pump up to 2.2kW fitted with 'Plug and Play' leads

MODE 1:

User adjustable pump start pressure
Pump stops on low flow (less than 0.9 lpm)

MODE 2:

User adjustable pump start pressure
User adjustable pump stop pressure



ADDITIONAL FEATURES: NXT PRO AND NXT PRO PLUS

- Selectable operating modes for advanced pump control options
- Removable 0.3L Pressure Tank, or direct connection of external tank
- Selectable low flow disable option for trickle feed systems
- Programmable Dry-run protection using under-current monitoring



TRIPLE MODE

Single or Dual Pump Controller

BIA-NXTPROPLUS 808036

Suitable for dual pumps up to 2.2kW each

MODE 1:

User adjustable pump start pressure
Pump stops on low flow (less than 0.9 lpm)
Duty / Standby

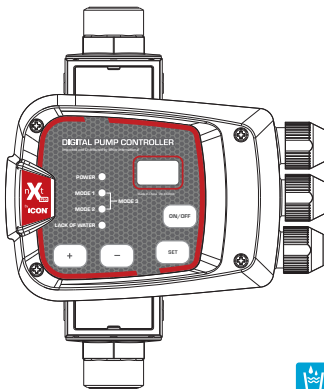
MODE 2:

User adjustable pump start pressure
User adjustable pump stop pressure
Duty / Standby

MODE 3:

User adjustable cut-in pressure for each pump
User adjustable cut-out pressure for each pump
Duty / Assist

**Mod-bus RS485
comms available 2021**



- Programmable overload protection
- User-adjustable maximum pump run-time
- Pump anti-seize feature runs pump periodically to stop mechanical binding when not in use
- Flows up to 150lpm/9m³/hr through standard 1" ports
- Optional 1 1/4" ports for flows up to 350 lpm/18m³/hr

NXT CONTROLLER SPECIFICATIONS

MODEL	NXT	NXT PRO	NXT PRO PLUS
Item Code	808034	808035	808036
Modes	Single	Dual	Triple
Function	ON/OFF Control	ON/OFF + Config	ON/OFF + Config
Rating	Single pump up to 1.5kW @ 240V 1 Ph	Single pump up to 2.2kW @ 240V 1Ph	Dual pumps up to 2.2kW ea @ 240V 1 Ph
Max Amperage	10 Amp	16 Amp	2 x 16 Amp ea (when connected using correctly sized cable)
Input Power	220 - 240V +/- 6% 1ph 50Hz	80 - 240V 1ph 50Hz Generator compatible	
Connection Size	'Tool - less' Push and Connect fittings - 1" BSP Male		
Pressure Tank	In-built accumulation only	0.3 litre (removeable) to expose 1" BSPF port	
Pump Start	Preset 2.2 bar	Mode 1: Default 2.2 bar User adjustable 0.5 - 6.0 bar Mode 2: User adjustable 0.5 - 6.0 bar	Mode 1: Default 2.2 bar User adjustable 0.5 - 6.0 bar Mode 2: User adjustable 0.5 - 6.0 bar
Pump Stop	Flow less than 0.9 lpm	Mode 1: Flow less than 0.9 lpm Mode 2: User adjustable 1.8 - 9.0 bar	Mode 1: Flow less than 0.9 lpm Mode 2 and 3: User adjustable 1.8 - 9.0 bar
Max Pressure	10 bar		
Max Water Temp	3 - 60°C		
Max Air Temp	3 - 50°C		
Max Flow	150 lpm - 1" outlet	150 lpm - 1" outlet 300 lpm - 1 1/4" outlet	
Cable to Pump	H05 10 Amp 'Plug and Play' style leads Flylead supplied when purchased as control only		No Cables - user to fit
Power Cable	H05 10 Amp as standard. 15 Amp option available		Hardwired (No Cable)
IP Rating	IP65		
Accessories (Sold Separately)	n/a	15 AMP Cable	
	n/a	1 1/4" Union Kit for flows up to 350 lpm/18m ³ /hr	

WHITE INTERNATIONAL PTY LTD

60 Ashford Ave Milperra NSW 2214
 PO Box 304 Milperra NSW 2214
 Phone 02 9783 6000 Fax 02 9783 6001
 Customer Service 1300 783 601
 Email Sales: pumpsales@whiteint.com.au
 www.whiteint.com.au

WHITE INTERNATIONAL NZ LTD

15G Kerwyn Avenue,
 East Tamaki, Auckland 2013, New Zealand
 Phone 09 579 9777 Fax 09 579 7775
 Customer Service 0800 509 506
 Customer Service Fax 0800 804 344
 Email Sales: sales@whiteint.co.nz
 www.whiteint.co.nz