



**APPLICATIONS**

- > Water Supply
- > Industry
- > Environmental
- > Leisure
- > Building Services
- > Pumped Liquids



**DAVEY**  
**ISOspec**  
CF & CM Series

Davey ISOspec CF (bareshaft) & CM (motorpump) pumps are large industrial pumps suitable for large scale applications such as commercial irrigation, municipal water supply, commercial fountains, dust suppression, commercial pools, air conditioning systems and the like.

**WHY CHOOSE Davey ISOspec Heavy Duty End Suction Centrifugal Pumps?**

Davey ISOspec pumps are designed in accordance with international standard ISO2858, which means ISOspec pumps are interchangeable with other similar pumps that conform to the same standard.

- **Bronze wear rings** – fitted as standard, replaceable front & rear wear rings with optional materials (316SS, etc.), for a trouble-free lifecycle
- **Bronze impeller** – closed face design is fitted as standard to prevent corrosion in stationary or inactive situations. Cast 316SS are available on request. The use of 3-D solid model (CAD) Computer Aided Design and (CFD) Computational Fluid Dynamics ensures **high efficiencies**, reducing overall running costs. Impeller diameters can be trimmed to suit specified performance. ISOspec impellers are dynamically balanced, providing smooth, vibration free operation, for extended premature bearing life
- **Pump casing** – highly efficient cast iron volute casings, with flanges rated to PN1.6MPa (16bar), drilled to AS2129, Table E. Material options: Ductile Iron, Cast 316SS or 2205SS
- **Casing o-ring** – re-usable o-rings in Nitrile for ease of re-assembly (optional viton available)
- **Shaft seal** – single, high quality mechanical seal with **carbon vs ceramic** fitted as standard to all ISOspec Series pumps with other options such as Silicone vs Silicone or high temp also available
- **Tappings** – convenient suction & discharge pressure gauge tappings plus volute drain, fitted as standard to all ISOspec pumps
- **Back pull-out design** – allowing for easy removal of rotating element without disturbing the pipework, lagging or pump volute casing. This is proven to reduce downtime whilst performing routine maintenance
- **CM Series adaptor housing** – heavy duty, flanged to IEC accepting AS 1359 standard frame flanged motors

- **Enlarged shaft** - reduces shaft deflection. Standard in 420SS & 316SS as an option. Tapered & keyed shaft design allowing ease of removal in maintenance & positive locking whilst in operation (CF Series only)
- **Stub shaft** - standard in 316SS, attached via a heavy duty muff coupling assembly. Tapered & keyed shaft design allowing ease of removal in maintenance & positive locking whilst in operation (CM Series only)
- **CF Bearings** - Heavy duty SKF or approved equivalent, greased for life, reducing maintenance. Protected by a quality manufactured lip seal reducing ingress of moisture or foreign matter. Housed within removable bearing cap cover assembly (CF Series only)
- **CF Series bearing housing** - Robust / heavy duty, manufactured in high strength cast iron providing trouble-free life cycle
- **CM Series Motors** - All motors are MEPS compliant ensuring minimum efficiency requirements to AS/NZS 1359.5.2004. IP55, TEFC (totally enclosed fan cooled), insulation class F, temperature rise class B, 415V, 50Hz. Other voltages available upon request

## Suitable Applications

### Water Supply

Commercial irrigation, booster stations, municipal water supply, flood irrigation, general transfer.

### Industry

Cooling tower transfer, refrigeration systems, commercial fountains, condensate recovery, dairy wash down packages.

### Environmental

Dust suppression in mining & quarry applications, fume scrubbers for odour control, water treatment transfer & filtration.

### Leisure

Water circulation in large aquatic centres, backwash filtration in commercial pools, water features & commercial fountains.

### Building Services

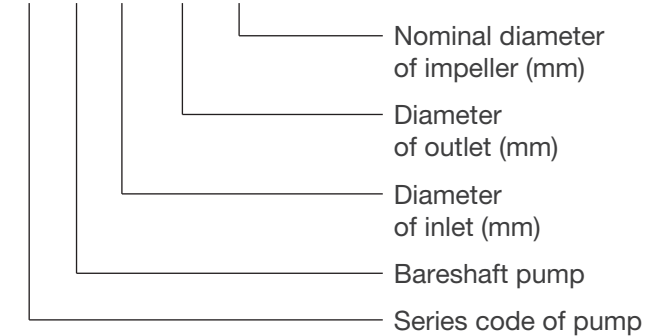
Commercial heating, air conditioning systems, pressure boosting, cooling tower & fire service applications.

### Pumped Liquids

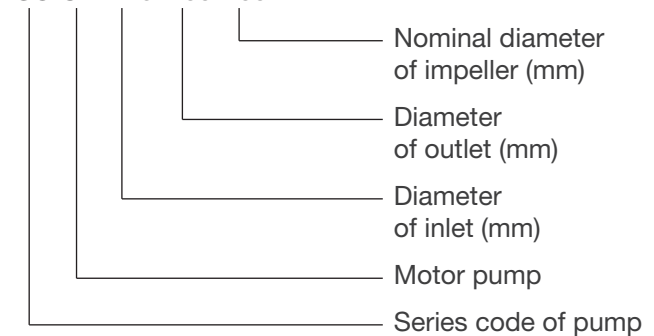
Non aggressive & non combustible liquids. Clean low viscous liquids free of fibres or particles.

## ISOspec MODEL IDENTIFICATION

ISO CF 250x200-400



ISO CM 125x100-200



## Dulux Armourspray VC Gloss

- Ideal to provide protection for ISOspec pumps in commercial swimming pool applications
- Exceptionally tough film provides excellent corrosion resistance
- High chemical resistance is suitable for many applications
- Fusion bonded epoxy powder coating ensures excellent coverage of protected metal
- No solvents or emissions means less waste and pollution to the environment

| OPERATING CONDITIONS        | CF SERIES             | CM SERIES             |
|-----------------------------|-----------------------|-----------------------|
| Maximum flow                | 900m <sup>3</sup> /hr | 375m <sup>3</sup> /hr |
| Maximum total heads         | 160m                  | 160m                  |
| Liquid temperature*         | -15 to 140°C          | -15 to 140°C          |
| Operating pressure (Casing) | 16 Bar                | 16 Bar                |

\* With optional high temperature seal.

## CONSTRUCTION - CF


|           | Body                | Impeller            | Shaft               |
|-----------|---------------------|---------------------|---------------------|
| B Suffix  | Cast Iron           | Bronze              | Stainless Steel 420 |
| J Suffix  | Cast Iron           | Stainless Steel 316 | Stainless Steel 420 |
| JJ Suffix | Stainless Steel 316 | Stainless Steel 316 | Stainless Steel 316 |

## CONSTRUCTION - CM

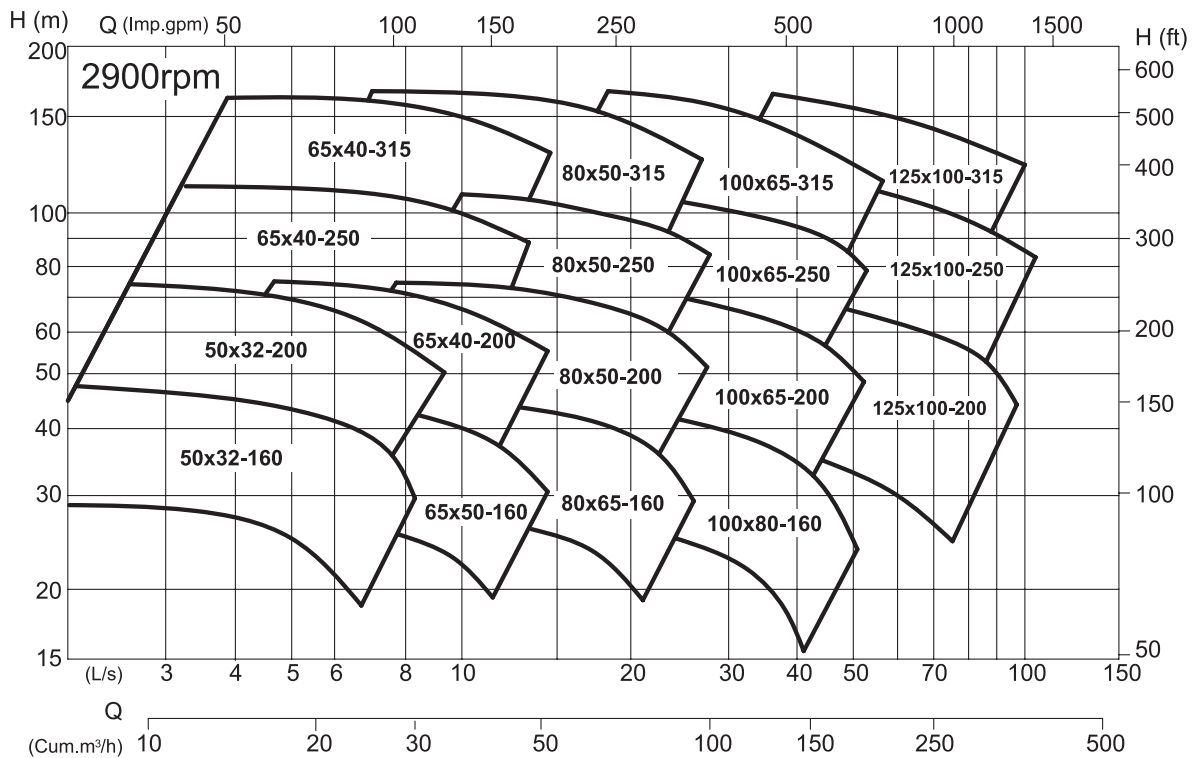
|           | Body                | Impeller            | Shaft               |
|-----------|---------------------|---------------------|---------------------|
| B Suffix  | Cast Iron           | Bronze              | Stainless Steel 316 |
| J Suffix  | Cast Iron           | Stainless Steel 316 | Stainless Steel 316 |
| JJ Suffix | Stainless Steel 316 | Stainless Steel 316 | Stainless Steel 316 |

| TYPE | DESCRIPTION                | ISOspec MODULE                          |
|------|----------------------------|---|
| M1A  | Dulux Armourspray VC Gloss | Suits ISOspec pumps built with Module 1 |
| M2A  | Dulux Armourspray VC Gloss | Suits ISOspec pumps built with Module 2 |
| M3A  | Dulux Armourspray VC Gloss | Suits ISOspec pumps built with Module 3 |

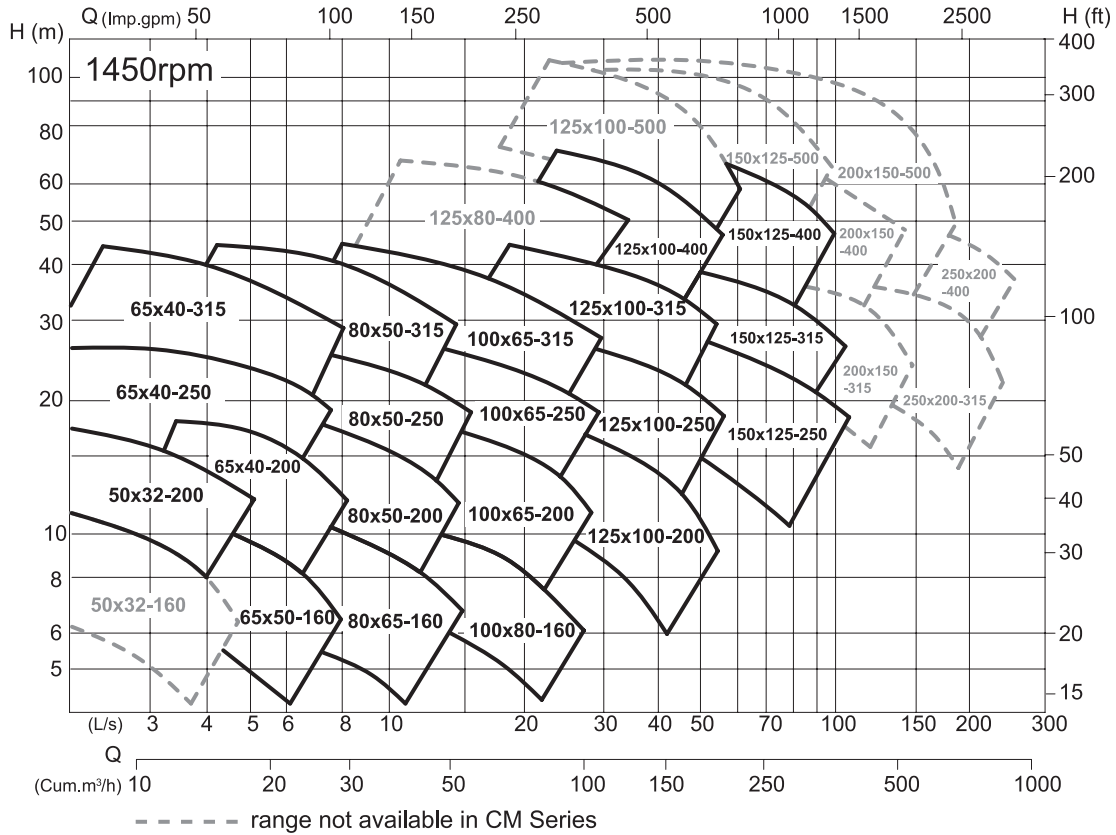
CF SERIES - 1450RPM PERFORMANCE



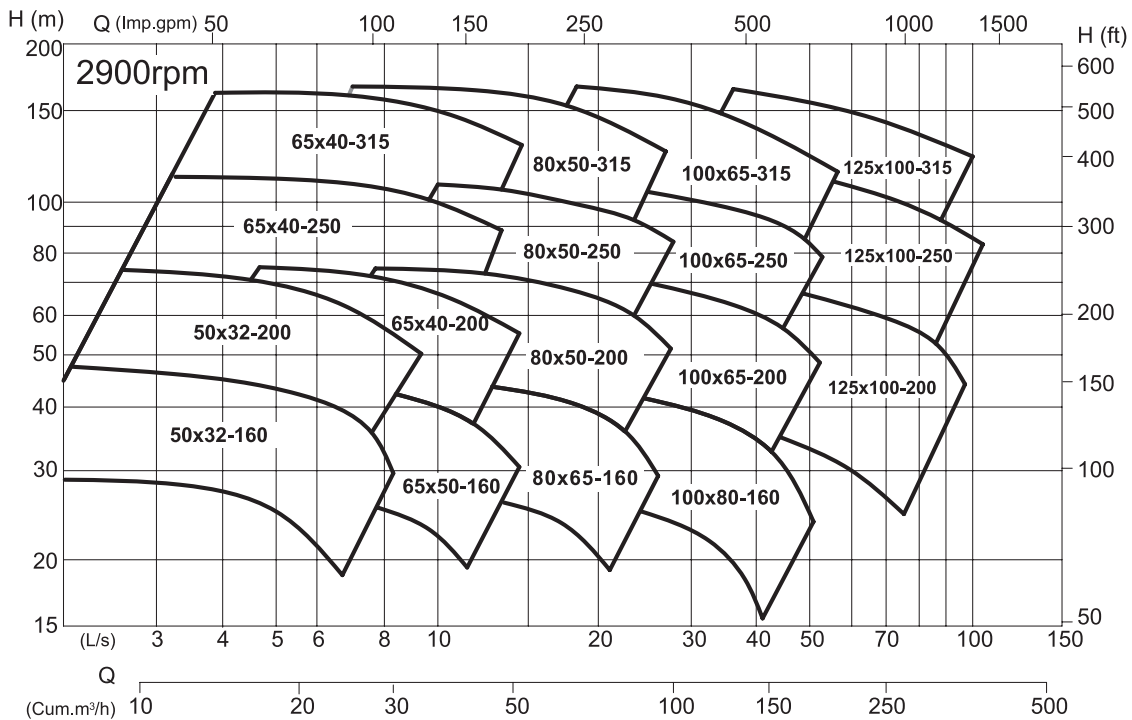
CF SERIES - 2900RPM PERFORMANCE



CM SERIES - 1450RPM PERFORMANCE



CM SERIES - 2900RPM PERFORMANCE



[davey.com.au](http://davey.com.au) | [daveynz.co.nz](http://daveynz.co.nz)

This literature is not a complete guide to product usage. All images provided in this document are for illustration purposes only. Further information is available from your Davey Dealer, Davey Support Centre and from the relevant product Installation and Operating Instructions. Must be read in conjunction with the relevant product Installation and Operating Instructions and all applicable statutory requirements. Product specifications may change without notice. © Davey is a registered trademark of Davey Water Products Pty Ltd. © Davey Water Products Pty Ltd 2019.