

Data: 27/08/2022

60400303000: NM 32/20A/B

PUMP AND MOTOR DATA

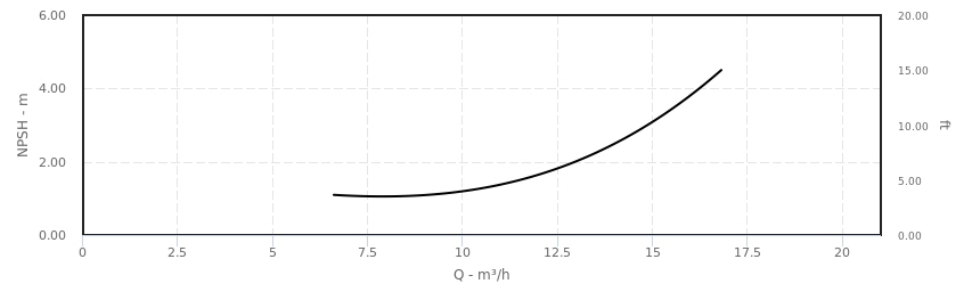
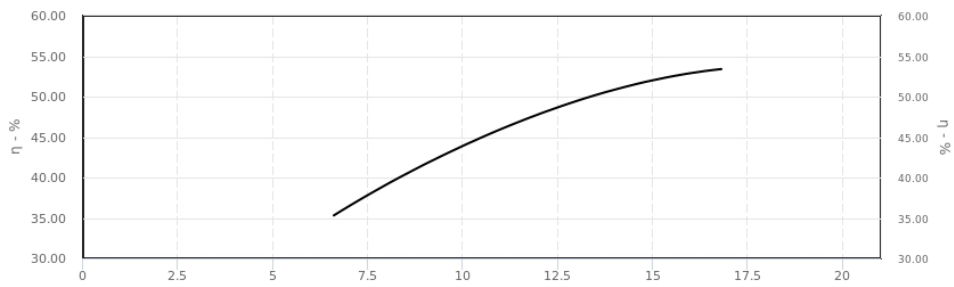
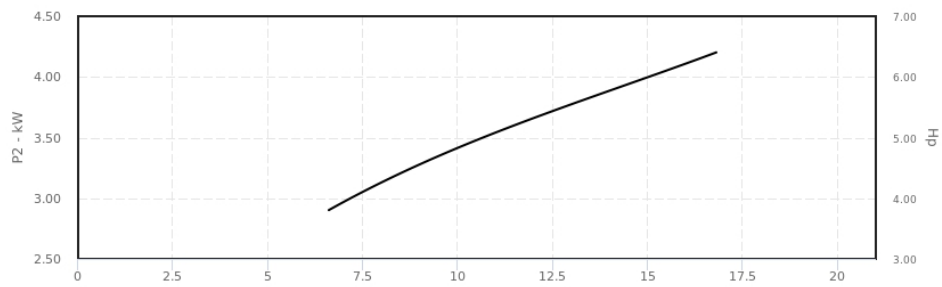
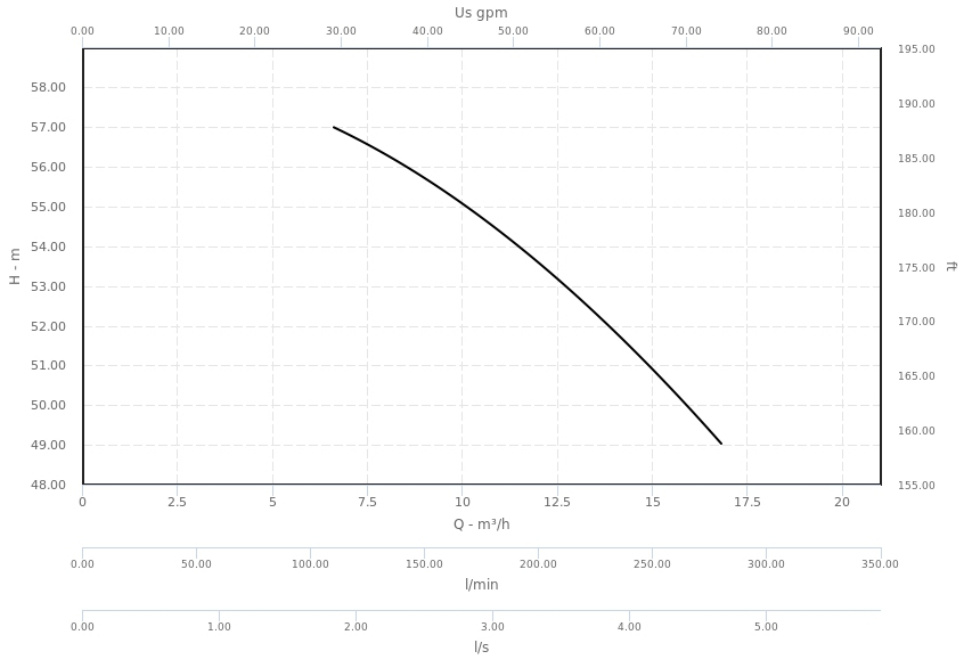
n (rpm):	2900	Un (V):	400/690
N. of impellers:	1	fn (Hz):	50
Max working pressure (bar):	10	Poles:	2
H max (m):	57.50	In (A):	9.6 / 5.5
H min (m):	49.00	PF:	0.85
Q min (mc/h):	6.60	Insulation class:	F
Q max (mc/h):	16.80	Duty:	S1
Pn (kW):	4.00	Min liquid temperature (°C):	-10.00 °C
Pn (HP):	5.50	IE:	IE3-88.1
Impeller diameter (mm):	204.00	Weight (kg):	52.500
Motor type:	IM	ingress protection (IP):	IP 54
Motor phase:	3~		

MATERIALS

Pump Casing:	Cast iron GJL 200 EN 1561	Shaft:	Chrome steel 1.4104 EN 10088
Lantern Bracket:	Cast iron GJL 200 EN 1561		(AISI 430F)
Impeller:	Brass P-Cu Zn 40 Pb 2 UNI 5705	Mechanical Seal:	Carbon-Ceramic-NBR

Data: 27/08/2022

60400303000: NM 32/20A/B



Data: 27/08/2022

60400303000: NM 32/20A/B

DIMENSIONS (MM)

- dn1:** 50
- dn2:** 32
- a:** 80.00 mm
- m1:** 100.00 mm
- m2:** 70.00 mm
- n1:** 240.00 mm
- n2:** 190.00 mm
- n3:** 60.00 mm
- b:** 50.00 mm
- fM:** 475.00 mm
- l1:** 140.00 mm
- l2:** 140.00 mm
- g1:** 12.00 mm
- h1:** 160.00 mm
- h2:** 180.00 mm
- HD:** 298.00 mm
- w:** 295.00 mm

