



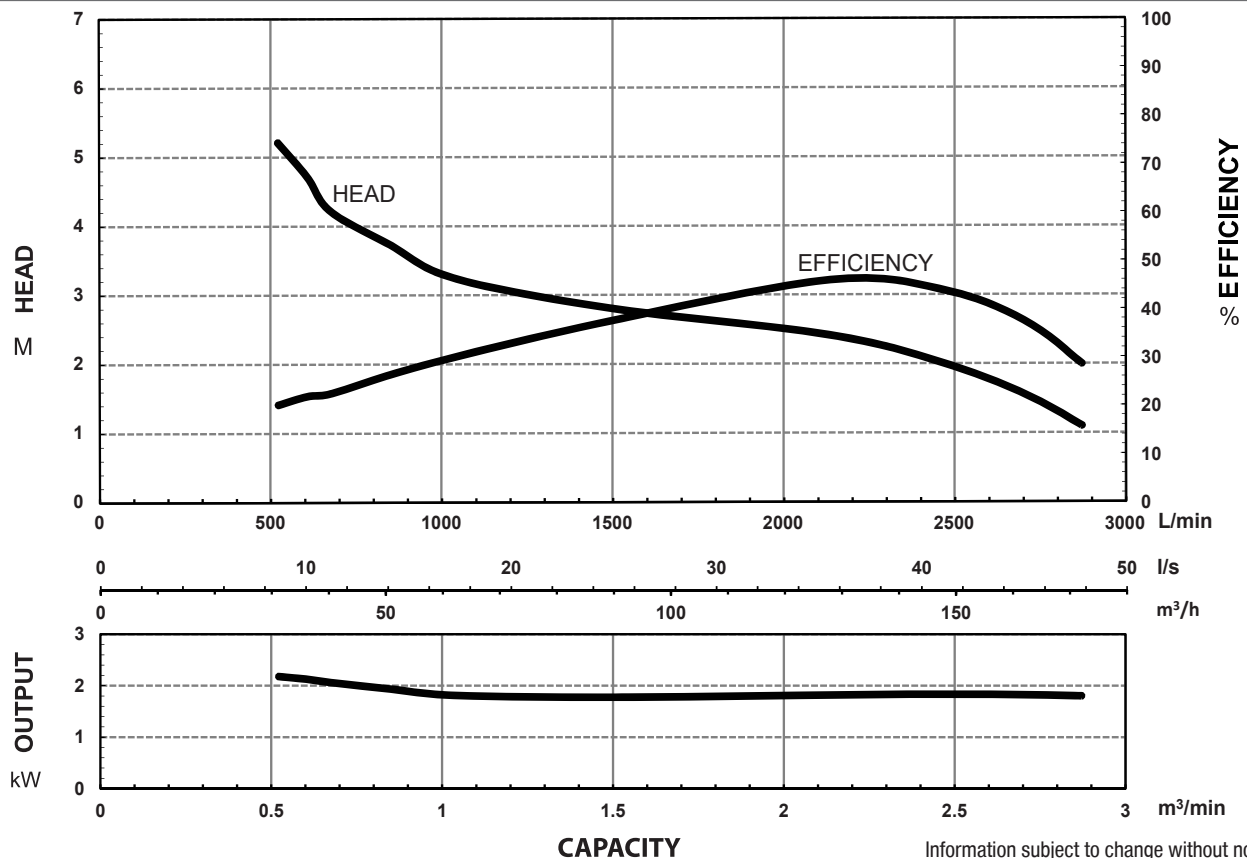
SPECIFICATIONS

Power	2.2kW / 3HP
Frequency	50Hz
Discharge	150mm / 6 inch female PS
Weight (Excl cable)	52Kg
Solid Passage	20 mm
Phase	3ø
Voltage	415
Full Load Amps	5.1
Maximum Liquid Temperature	0-40° C
Motor type	Dry motor
Motor Speed	4 Pole (1440 rpm)
Motor Insulation	Class B
Motor Protection	IP68
Protector	Auto cut
Motor Bearings	Ball Type
Seal Method	Dual Mechanical seal
	Upper: Carbon/Ceramic Lower: Silicon/Silicon
Impeller Type	Axial-flow
Motor Cover Construction	FC200 Cast Iron
Motor Casing Construction	FC200 Cast Iron
Motor Shaft Construction	304 Stainless Steel
Pump Casing Construction	FC200 Cast Iron
Impeller Construction	ALBC3 Aluminium Bronze
Strainer Construction	304 Stainless Steel
Cable Material	H07RN-F

MODEL NUMBER STRUCTURE

U	Ultraflow
M	'M' indicates Manual, without floats switch
AX	'AX' indicates 'Axial Flow' style
N	'N' indicates series
2200	Power consumption in 'Watts'
150	Outlet size
3	'3' indicates 415 volt three phase

PERFORMANCE CURVES

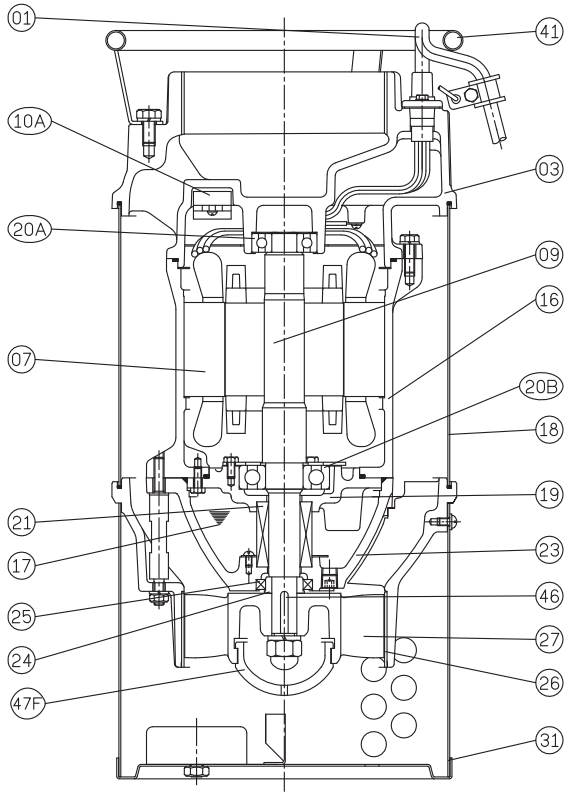


Information subject to change without notice.

Models: UMAXN2200/150/3



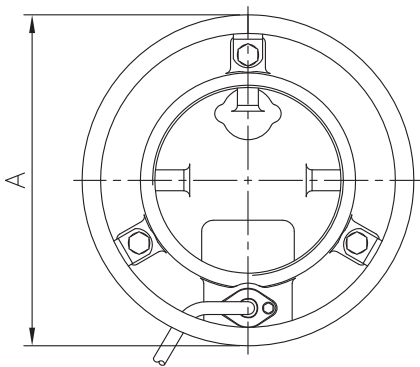
SECTIONAL DRAWING & MATERIALS LIST



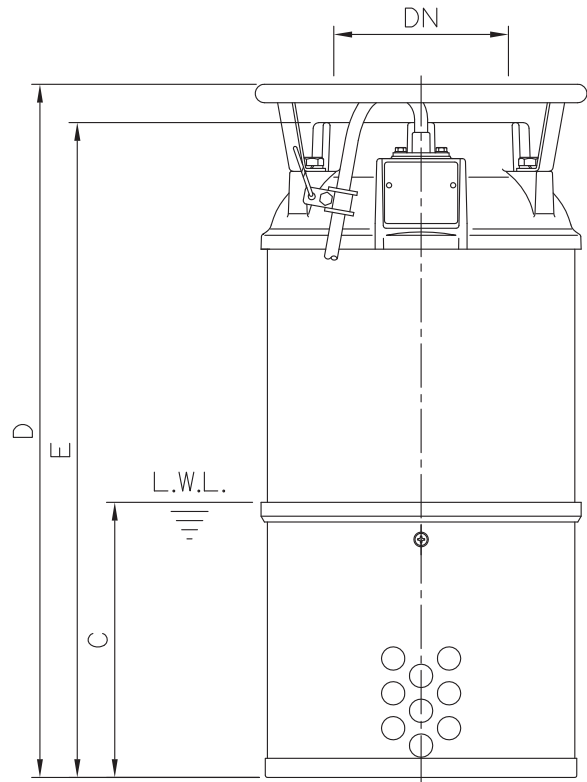
PART NUMBER	DESCRIPTION	MATERIAL
01	Cable	H07RN-F
03	Upper Motor Cap	Cast Iron FC-200
06	Upper Bearing Housing	Cast Iron FC-200
07	Motor Stator	
09	Shaft With (With Rotor)	(Shaft) Stainless Steel 304
10A	Auto Cut Out Overload	
14	Capacitor	
16	Motor Casing	Cast Iron FC-200
17	Lubricant	Turbine Oil
18	Outer Cover	Stainless Steel 304
19	Bearing Housing	Cast Iron FC-200
20A & 20B	Upper Bearing & Lower Bearing	
21	Mechanical Seal	Upper: Carbon/Ceramic Lower: Silicon/Silicon
23	Mechanical Seal Housing	Cast Iron FC-200
24	Oil Seal Shaft Sleeve	304L Stainless Steel
25	Oil Seal	Nitrile
26	Pump Casing & Wear Ring	Cast Iron FC-200 304 Stainless Steel
27	Impeller	ALBC3 Aluminium Bronze
31	Strainer	304 Stainless Steel
41	Handle	304 Stainless Steel
46	Impeller Key	304 Stainless Steel
47	O'rings & Nut Cover	

When ordering spare parts as above, simply add the pump model number to the part number from the list above. For example, a power lead (part '01'), the complete spare part name would be written as '01-UMAXN2200/150/3'.

DIMENSIONAL DRAWING



DIMENSIONS - mm				
DN	A	C	D	E
150	285	237	597	564



Information subject to change without notice.



T 1300 662 787 | F 1300 662 717
 22-24 Somerville Circuit, Emu Plains NSW 2750
 E sales@generalpumps.com.au www.generalpumps.com.au